

TRAME HORIZONTAL HYDRAULIC

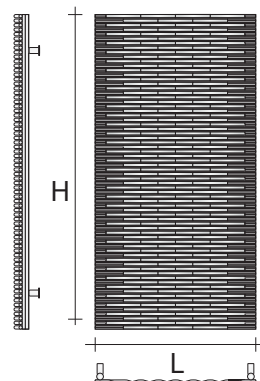
DESIGN radiator with hydraulic system in carbon steel

Horizontal TRAME - MIXED

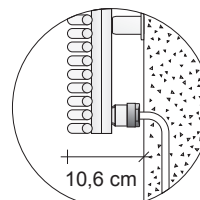
The Horizontal Trame model in both the Standard MIXED and in the Traditional mixed version is only made on demand. Contact the sales department for technical data sheets and price.



TRAME 14



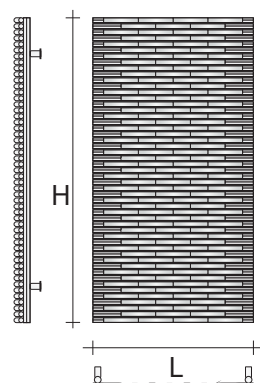
RADIATOR connection to GVR in the R05 standard configuration with low connectors



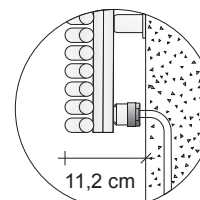
RADIATOR - GVR connection diagram in the standard OR1 configuration with low connectors



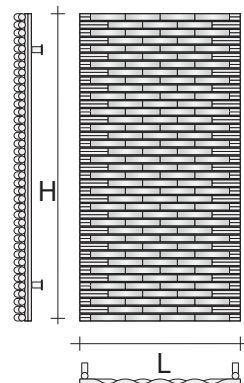
TRAME 20



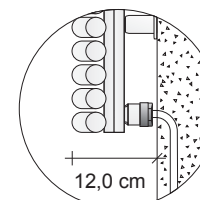
RADIATOR connection to GVR in the R05 standard configuration with low connectors



TRAME 28



RADIATOR connection to GVR in the R05 standard configuration with low connectors




REAR CONNECTORS supplied as standard

These are designed for connection to the system via GVR (Remote Valve Assembly) supplied as an accessory. This type of connector, which must be specified in the order, is supplied AT NO additional charge.


Connector OR1

Connector supplied as standard unless otherwise specified in the order



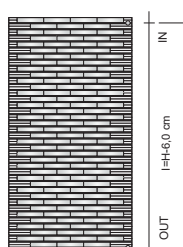
Connector RS2 Left side

Supplied upon request



Connector RD2 Right side

Supplied upon request

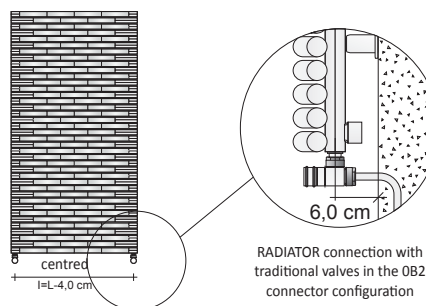


traditional EXTERNAL CONNECTORS

These are designed for connection to the system via a TRADITIONAL Valve and Lockshield, supplied as accessories. This type of connector, which must be specified in the order, is supplied WITH an ADDITIONAL charge of

EXTERNAL connector OB2

Supplied upon request



RADIATOR connection with traditional valves in the OB2 connector configuration

Product code **TRO14#09600430R1ST9010R12**

TRO14#0960043	Article code specified in the price table
OR1	Connector code see technical datasheet
ST	Standard support code
9010	Colour/finish code specified in the Official TUBES COLOUR CHART

ADDITIONAL COLOUR CHARGES

See the official TUBES colour chart
 Additional charges calculated on category C0
 Category C1/C2 +10%, category C3 +20%
 RAL not in the chart +30%*
 As per sample Subject to quote**
 * Request the feasibility for these categories

TRAME 14

Width (cm)		52.5			67			96			125			154		
No of El.	H (cm)	Watt ΔT. 50°C	Watt ΔT. 30°C	Price (€)	Watt ΔT. 50°C	Watt ΔT. 30°C	Price (€)	Watt ΔT. 50°C	Watt ΔT. 30°C	Price (€)	Watt ΔT. 50°C	Watt ΔT. 30°C	Price (€)	Watt ΔT. 50°C	Watt ΔT. 30°C	Price (€)
21	40,0	342	186		437	237		626	340		815	442		1004	545	
31	59,0	464	255		592	325		849	466		1105	607		1361	747	
43	81,8	606	336		773	428		1108	614		1443	799		1777	984	
47	89,4	653	361		883	489		1194	661		1555	861		1915	1060	
53	100,8	723	400		923	510		1323	732		1723	953		2122	1174	
69	131,2	914	503		1166	641		1671	919							
79	150,2	1036	564		1322	720		1894	1031							
89	169,2	1161	626		1481	798										
95	180,6	1237	662		1579	845										
103	195.8	1341	712		1712	909										


TRAME 20

Width (cm)		52.5			67			96			125			154			183			197,5		
No of El.	H (cm)	Watt ΔT. 50°C	Watt ΔT. 30°C	Price (€)	Watt ΔT. 50°C	Watt ΔT. 30°C	Price (€)	Watt ΔT. 50°C	Watt ΔT. 30°C	Price (€)	Watt ΔT. 50°C	Watt ΔT. 30°C	Price (€)	Watt ΔT. 50°C	Watt ΔT. 30°C	Price (€)	Watt ΔT. 50°C	Watt ΔT. 30°C	Price (€)	Watt ΔT. 50°C	Watt ΔT. 30°C	Price (€)
17	42,0	339	184		432	235		619	336		806	438		993	540		1180	641		1254	681	
25	62,0	479	260		611	332		876	476		1141	620		1405	763		1670	907		1788	971	
33	82,0	614	334		784	426		1123	611		1462	795		1801	979							
37	92,0	680	371		868	474		1243	679		1619	884		1994	1089							
41	102,0	745	408		950	521		1362	747		1773	972		2185	1198							
51	127,0	903	498		1153	636		1652	911													
61	152,0	1057	576		1349	735		1933	1053													
69	172,0	1177	635		1502	810																
73	182,0	1236	663		1578	847																
77	192,0	1295	692		1653	883																

TRAME 28


Width (cm)		52.5			67			96			125			154			183			197,5								
No of El.	H (cm)	Watt ΔT. 50°C	Watt ΔT. 30°C	Price (€)	Watt ΔT. 50°C	Watt ΔT. 30°C	Price (€)	Watt ΔT. 50°C	Watt ΔT. 30°C	Price (€)	Watt ΔT. 50°C	Watt ΔT. 30°C	Price (€)	Watt ΔT. 50°C	Watt ΔT. 30°C	Price (€)	Watt ΔT. 50°C	Watt ΔT. 30°C	Price (€)	Watt ΔT. 50°C	Watt ΔT. 30°C	Price (€)						
13	42,4	343	186		438	237		627	339		816	442		1006	544		1195	647		1280	693							
19	62,2	475	254		606	324		869	465		1131	605		1394	746		1656	886		1774	949							
25	82,0	604	329		770	419		1104	601		1437	782		1770	963													
29	95,2	688	376		878	479		1258	687		1638	895		2018	1102													
39	128,2	897	492		1145	628		1640	899		2136	1171																
47	154,6	1064	576		1358	735		1946	1054																			
51	167,8	1148	618		1465	788																						
55	181,0	1232	659		1573	841																						
59	194,2	1317	700		1681	893																						

Standard convertible valves – Z1TLNR

	Code	Description	Finishes	Price (€)
	Z1TLNR#ANR12...	Paired Valve + Lockshield - Copper angle 1/2" and/or Multi-layer 1/2"	Standard White	
	2 x Z1RAC#R12CRO	Paired 12 mm copper pipe unions	Glossy Chrome	
	ZRCF3#9010	Hole-covering washer kit for Heated towel rail	Standard White	

Remote valve assembly – GVR

For more information on the choice of valves, see p. 316

	Code	Description	Finishes	Price (€)
	GVR#... GVRTG#...	RECESSED Valve that can be fitted with a thermostat and Lockshield assembly for REMOTE connection RECESSED thermostatic valve and Lockshield assembly for REMOTE connection*	Chromed Plated	
	GVRG#... GVRTC#...	RECESSED Valve that can be fitted with a thermostat and Lockshield assembly for REMOTE connection RECESSED thermostatic valve and Lockshield assembly for REMOTE connection*	Coloured Coloured	
	Plated finishes: See table of Tubes special finishes Colored Finishes: see categories C0, C1, C2 and C3 of the Tubes color chart * The price does not include the cost of the thermostatic head (see page 324)			

TRAME VERTICAL HYDRAULIC

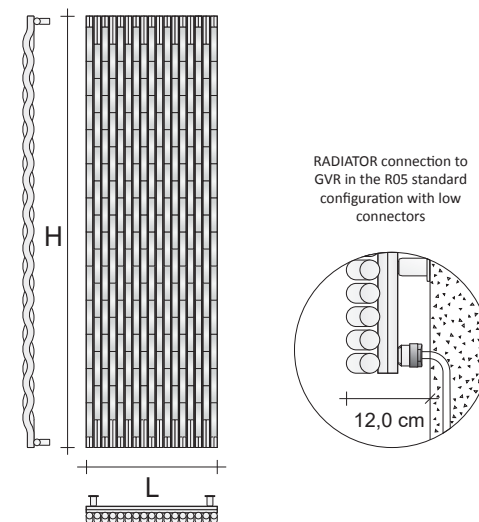
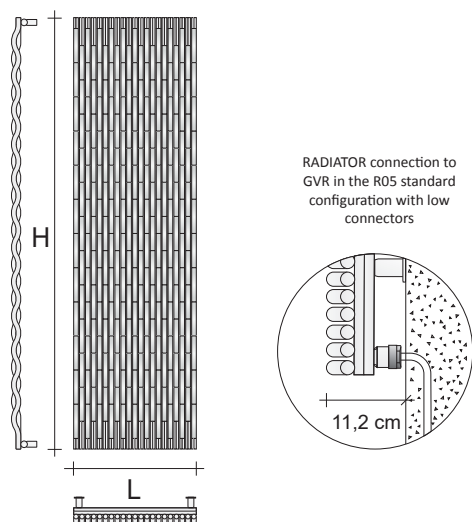
Radiator composed of 20 and 28mm diameter vertical steel elements fusion welded with 28 mm diameter manifolds



TRAME 20



TRAME 28



REAR CONNECTORS

These are designed for connection to the system via GVR (Remote Valve Assembly) supplied as an accessory. This type of connector, which must be specified in the order, is supplied AT NO additional charge.

Connector R05




Connector supplied as standard unless otherwise specified in the order

Connector RS1

rear Left supplied upon request

Connector RD1

rear Right supplied upon request



traditional EXTERNAL CONNECTORS

These are designed for connection to the system via a TRADITIONAL Valve and Lockshield, supplied as accessories. This type of connector, which must be specified in the order, is supplied WITH an additional charge

Connector R2M




Rear custom-made supplied upon request

Connector B2M

Traditional custom-made supplied upon request

Connector OB2

Traditional at 5 cm supplied upon request



CUSTOMISED R2M low connection
in this case, you need to specify "d" and "i" which must respect the following recommendations:
i min.=5 cm | d min.=2 cm
CONNECTORS AVAILABLE TO ORDER:
External side connectors OS2 or OD2 are AVAILABLE TO ORDER.

Product code **TRV28#1830019R05ST9010R12**

TRV28#1830019	Article code specified in the price table
R05	Connector code see technical datasheet
ST	Standard support code
9010	Colour/finish code specified in the Official TUBES COLOUR CHART

ADDITIONAL COLOUR CHARGES

See the official TUBES colour chart
 Additional charges calculated on category C0
 Category C1/C2 +10%, category C3 +20%
 RAL not in the chart +30%*
 As per sample Subject to quote**
 * Request the feasibility for these categories

TRAME 20

Height (cm)		96			125			154			183			197,5		
No of El.	L (cm)	Watt ΔT. 50°C	Watt ΔT. 30°C	Price (€)	Watt ΔT. 50°C	Watt ΔT. 30°C	Price (€)	Watt ΔT. 50°C	Watt ΔT. 30°C	Price (€)	Watt ΔT. 50°C	Watt ΔT. 30°C	Price (€)	Watt ΔT. 50°C	Watt ΔT. 30°C	Price (€)
11	27,0	413	210		515	264		606	311		686	351		719	368	
13	32,0	488	248		609	312		717	368		811	415		850	435	
15	37,0	563	286		703	361		827	424		936	479		980	501	
17	42,0	638	324		796	408		937	480		1061	543		1111	568	
19	47,0	713	363		890	457		1047	537		1186	607		1242	635	
21	52,0	789	401		984	505		1158	594		1311	671		1373	702	
23	57,0	863	439		1077	553		1268	650		1435	735		1503	769	
25	62,0	938	477		1171	601		1378	706		1560	799		1634	836	
27	67,0	1013	515		1265	649		1488	763		1685	863		1765	903	
29	72,0	1086	552		1358	697		1599	820		1810	927		1896	970	
31	77,0	1163	591		1452	745		1709	876		1935	991		2026	1036	
33	82,0	1238	630		1546	793										
35	87,0	1313	668		1639	841										
37	92,0	1388	706		1733	889										
39	97,0	1463	744		1827	937										

TRAME 28

Height (cm)		96			125			154			183			197,5		
No of El.	L (cm)	Watt ΔT. 50°C	Watt ΔT. 30°C	Price (€)	Watt ΔT. 50°C	Watt ΔT. 30°C	Price (€)	Watt ΔT. 50°C	Watt ΔT. 30°C	Price (€)	Watt ΔT. 50°C	Watt ΔT. 30°C	Price (€)	Watt ΔT. 50°C	Watt ΔT. 30°C	Price (€)
9	29,2	432	220		537	273		634	323		724	369		762	389	
11	35,8	528	268		657	334		775	395		885	451		931	475	
13	42,4	625	318		776	395		916	466		1046	533		1101	562	
15	49,0	721	366		895	455		1057	538		1207	615		1270	648	
17	55,6	817	415		1015	516		1198	610		1367	697		1439	734	
19	62,2	913	464		1134	577		1339	682		1528	779		1609	821	
21	68,8	1009	513		1253	638		1480	754		1689	861		1778	907	
23	75,4	1105	562		1373	699		1620	825		1850	943		1947	993	
25	82,0	1201	610		1492	759		1761	897							
27	88,6	1297	659		1612	820		1902	969							
29	95,2	1393	708		1731	881		2043	1040							
31	101,8	1489	757		1850	941		2184	1112							
33	108,4	1585	805		1970	1002		2325	1184							
35	115,0	1682	855		2089	1063		2466	1256							
37	121,6	1778	904		2208	1123		2607	1328							

Accessories for TRAME

Hanger code ZATRG#... / ZATR#...



Towel rail cod. ZATR20G#... / ZATR28G#...

Code	Description	Finishes	Price (€)
ZATRG#AP20CRO ZATR20G#PS525CRO ZATR20G#PS670CRO ZATR20G#PS960CRO	*TRAME 20 single hook in GALVANIC brass GALVANIC Towel rail L. 50,0 cm for TRAME 20 Horizontal L. 52,5 cm GALVANIC Towel rail L. 65,0 cm for TRAME 20 Horizontal L. 67,0 cm GALVANIC Towel rail L. 94,0 cm for TRAME 20 Horizontal L. 96,0 cm	Chrome, Gold, Polished Tin and Black Nickel	
ZATR#AP20 ZATR20#PS525 ZATR20#PS670 ZATR20#PS960	*TRAME 20 single hook in COLOURED brass COLOURED Towel rail L. 50,0 cm for TRAME 20 Horizontal L. 52,5 cm COLOURED Towel rail L. 65,0 cm for TRAME 20 Horizontal L. 67,0 cm COLOURED Towel rail L. 94,0 cm for TRAME 20 Horizontal L. 96,0 cm	Tubes Colours cat. C0, C1, C2, C3	
ZATRG#AP28CRO ZATR28G#PS525CRO ZATR28G#PS670CRO ZATR28G#PS960CRO	*TRAME 28 single hook in GALVANIC brass GALVANIC Towel rail L. 50,0 cm for TRAME 28 Horizontal L. 52,5 cm GALVANIC Towel rail L. 65,0 cm for TRAME 28 Horizontal L. 67,0 cm GALVANIC Towel rail L. 94,0 cm for TRAME 28 Horizontal L. 96,0 cm	Chrome, Gold, Polished Tin and Black Nickel	
ZATR#AP28 ZATR28#PS525 ZATR28#PS670 ZATR28#PS960	*TRAME 28 single hook in COLOURED brass COLOURED Towel rail L. 50,0 cm for TRAME 28 Horizontal L. 52,5 cm COLOURED Towel rail L. 65,0 cm for TRAME 28 Horizontal L. 67,0 cm COLOURED Towel rail L. 94,0 cm for TRAME 28 Horizontal L. 96,0 cm	Tubes Colours cat. C0, C1, C2, C3	

*Can be set up freely between the Trame model elements but only near the collectors

TRAME HORIZONTAL ELECTRIC

Electric DESIGN radiator made of carbon steel




EL

TRAME 14



TRAME 20



TRAME 28



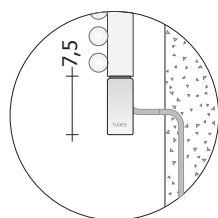
Standard Electric

Connection to the electricity mains with Standard Edge Cap

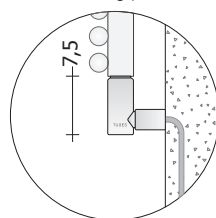
Electric with Room Thermostat

Connection to the electricity mains

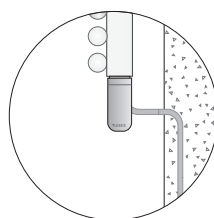
Connection to the electricity mains with Standard Edge Cap



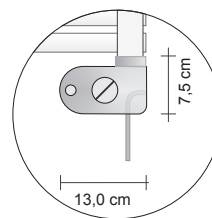
Connection to the electricity mains with DESIGN edge cap painted in the same colour (supplied with an extra charge)



Connection to the electricity mains



ECODesign Room Thermostat



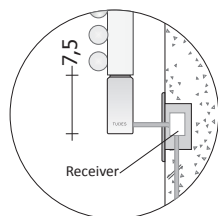
* Only available for the extra EEC market and/or connected to a home automation system complying with ECODesign regulations



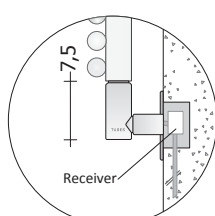
Electric with Room Thermostat

The electric version with WIRELESS control includes the digital Chronothermostat Kit

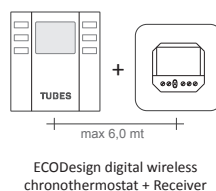
Wireless connection with Standard Edge Cap



Wireless connection with DESIGN edge cap painted in the same colour (supplied with an extra charge)



Digital Chronothermostat (code ZRF007)




TRAME 14 HORIZONTAL TRO14 ELECTRIC

Radiator composed of horizontal 14 mm diameter welded steel elements with 28 mm diameter manifolds



EL

Price per radiator/Towel warmer in White Standard colour code 9010 – VAT and transport excluded.



TRAME 14

Product code **TRO14EW#05251312U3ZRF007ST9010**

TRO14EW#05251312 Article code specified in the price table

U3 Resistance code (see table opposite)

ZRF007 Thermostat code

9010 Color code (See TUBES colour chart)

ELECTRIC VERSION WITH EDGE CAP

Only available for the extra EEC market and/or connected to a home automation system complying with ECODesign regulations

Model	Colour code of the edge cap			Code DESIGN*	H (cm)	L (cm)	Electrical Resistance (Watts)	Price Standard White Cat. C0 (€)	Price Category C1/C2 (€)	Price Category Cat. C3 (€)
	White	Anthracite Grey	Chrome	Edge Cap						
TRO14EL#05250400	U1	V1	Z1	T6	40,0	52,5	300 w			
TRO14EL#05250818	U2	V2	Z2	T8	81,8	52,5	600 w			
TRO14EL#05251312	U3	V3	Z3	T9	131,2	52,5	900 w			
TRO14EL#05251806	U4	V4	Z4	T0	180,6	52,5	1200 w			

* The DESIGN EDGE CAP is produced in painted metal in the same Colour/Finish as the towel rail and it does not expose the heating element connection cable, this end piece is supplied upon request with an additional charge of

ELECTRIC VERSION WITH ECODesign ROOM THERMOSTAT

Model	Thermostat code ROOM*			H (cm)	L (cm)	Electrical Resistance (Watts)	Price Standard White Cat. C0 (€)	Price Category C1/C2 (€)	Price Category Cat. C3 (€)
	White	Chrome	Matt Black						
TRO14ET#05250400	F5	F7	JO	40,0	52,5	300 w			
TRO14ET#05250818	G5	G7	JQ	81,8	52,5	600 w			
TRO14ET#05251312	H5	H7	JR	131,2	52,5	900 w			
TRO14ET#05251806	I5	I7	JS	180,6	52,5	1200 w			

* In addition to the White finish, the ROOM thermostat is available in the CHROME finish and in the new MATT BLACK finish with an extra charge of .

** The RADIATOR thermostat is not ECODesign

ELECTRIC VERSION WITH WIRELESS ECODesign CONTROLS

The electric version with WIRELESS control includes the digital Chronothermostat Kit

Model	Colour code of the edge cap			Code DESIGN*	Adjustment code WIRELESS THERMOSTAT	H (cm)	L (cm)	Electrical Resistance (Watts)	Price Standard White Cat. C0 (€)	Price Category C1/C2 (€)	Price Category Cat. C3 (€)
	White	Anthracite Grey	Chrome	Edge Cap							
TRO14EW#05250400	U1	V1	Z1	T6	ZRF007	40,0	52,5	300 w			
TRO14EW#05250818	U2	V2	Z2	T8	ZRF007	81,8	52,5	600 w			
TRO14EW#05251312	U3	V3	Z3	T9	ZRF007	131,2	52,5	900 w			
TRO14EW#05251806	U4	V4	Z4	T0	ZRF007	180,6	52,5	1200 w			

* The DESIGN EDGE CAP is produced in painted metal in the same Colour/Finish as the towel rail and it does not expose the heating element connection cable, this end piece is supplied upon request with an additional charge of

TRAME 20 HORIZONTAL TRO20 ELECTRIC

Radiator composed of 20 mm diameter horizontal steel elements fusion welded with 28 mm diameter manifolds



EL

Price per radiator/Towel warmer in White Standard colour code 9010 – VAT and transport excluded.



TRAME 20

Product code **TRO20EW#05251270U3ZRF007ST9010**

TRO20EW#05251270 Article code specified in the price table

U3 Resistance code (see table opposite)

ZRF007 Thermostat code

9010 Color code (See TUBES colour chart)

ELECTRIC VERSION WITH EDGE CAP

Only available for the extra EEC market and/or connected to a home automation system complying with ECODesign regulations

Model	Colour code of the edge cap			Code DESIGN* Edge Cap	H (cm)	L (cm)	Electrical Resistance (Watts)	Price Standard White Cat. C0 (€)	Price Category C1/C2 (€)	Price Category Cat. C3 (€)
	White	Anthracite Grey	Chrome							
TRO20EL#05250420	U1	V1	Z1	T6	42,0	52,5	300 w			
TRO20EL#05250820	U2	V2	Z2	T8	82,0	52,5	600 w			
TRO20EL#05251270	U3	V3	Z3	T9	127,0	52,5	900 w			
TRO20EL#05251820	U4	V4	Z4	T0	182,0	52,5	1200 w			

* The DESIGN EDGE CAP is produced in painted metal in the same Colour/Finish as the towel rail and it does not expose the heating element connection cable, this end piece is supplied upon request with an additional charge of

ELECTRIC VERSION WITH ECODesign ROOM THERMOSTAT

Model	Thermostat code ROOM*			H (cm)	L (cm)	Electrical Resistance (Watts)	Price Standard White Cat. C0 (€)	Price Category C1/C2 (€)	Price Category Cat. C3 (€)
	White	Chrome	Matt Black						
TRO20ET#05250420	F5	F7	JO	42,0	52,5	300 w			
TRO20ET#05250820	G5	G7	JQ	82,0	52,5	600 w			
TRO20ET#05251270	H5	H7	JR	127,0	52,5	900 w			
TRO20ET#05251820	I5	I7	JS	182,0	52,5	1200 w			

* In addition to the White finish, the ROOM thermostat is available in the CHROME finish and in the new MATT BLACK finish with an extra charge of .

** The RADIATOR thermostat is not ECODesign

ELECTRIC VERSION WITH WIRELESS ECODesign CONTROLS

The electric version with WIRELESS control includes the digital Chronothermostat Kit

Model	Colour code of the edge cap			Code DESIGN* Edge Cap	Adjustment code WIRELESS THERMOSTAT	H (cm)	L (cm)	Electrical Resistance (Watts)	Price Standard White Cat. C0 (€)	Price Category C1/C2 (€)	Price Category Cat. C3 (€)
	White	Anthracite Grey	Chrome								
TRO20EW#05250420	U1	V1	Z1	T6	ZRF007	42,0	52,5	300 w			
TRO20EW#05250820	U2	V2	Z2	T8	ZRF007	82,0	52,5	600 w			
TRO20EW#05251270	U3	V3	Z3	T9	ZRF007	127,0	52,5	900 w			
TRO20EW#05251820	U4	V4	Z4	T0	ZRF007	182,0	52,5	1200 w			

* The DESIGN EDGE CAP is produced in painted metal in the same Colour/Finish as the towel rail and it does not expose the heating element connection cable, this end piece is supplied upon request with an additional charge of

TRAME 28 HORIZONTAL TRO28 ELECTRIC

Radiator composed of 28 mm diameter horizontal steel elements fusion welded with 28 mm diameter manifolds



EL

Price per radiator/Towel warmer in White Standard colour code 9010 – VAT and transport excluded.



TRAME 28

Product code **TRO28EW#05251282U3ZRF007ST9010**

TRO28EW#05251282 Article code specified in the price table

U3 Resistance code (see table opposite)

ZRF007 Thermostat code

9010 Color code (See TUBES colour chart)

ELECTRIC VERSION WITH EDGE CAP

Only available for the extra EEC market and/or connected to a home automation system complying with ECODesign regulations

Model	Colour code of the edge cap			Code DESIGN*	H (cm)	L (cm)	Electrical Resistance (Watts)	Price Standard White Cat. C0 (€)	Price Category C1/C2 (€)	Price Category Cat. C3 (€)
	White	Anthracite Grey	Chrome	Edge Cap						
TRO28EL#05250424	U1	V1	Z1	T6	42,4	52,5	300 w			
TRO28EL#05250820	U2	V2	Z2	T8	82,0	52,5	600 w			
TRO28EL#05251282	U3	V3	Z3	T9	128,2	52,5	900 w			
TRO28EL#05251810	U4	V4	Z4	T0	181,0	52,5	1200 w			

* The DESIGN EDGE CAP is produced in painted metal in the same Colour/Finish as the towel rail and it does not expose the heating element connection cable, this end piece is supplied upon request with an additional charge of

ELECTRIC VERSION WITH ECODesign ROOM THERMOSTAT

Model	Thermostat code ROOM*			H (cm)	L (cm)	Electrical Resistance (Watts)	Price Standard White Cat. C0 (€)	Price Category C1/C2 (€)	Price Category Cat. C3 (€)
	White	Chrome	Matt Black						
TRO28ET#05250424	F5	F7	JO	42,4	52,5	300 w			
TRO28ET#05250820	G5	G7	JQ	82,0	52,5	600 w			
TRO28ET#05251282	H5	H7	JR	128,2	52,5	900 w			
TRO28ET#05251810	I5	I7	JS	181,0	52,5	1200 w			

* In addition to the White finish, the ROOM thermostat is available in the CHROME finish and in the new MATT BLACK finish with an extra charge of .

** The RADIATOR thermostat is not ECODesign

ELECTRIC VERSION WITH WIRELESS ECODesign CONTROLS

The electric version with WIRELESS control includes the digital Chronothermostat Kit

Model	Colour code of the edge cap			Code DESIGN*	Adjustment code WIRELESS THERMOSTAT	H (cm)	L (cm)	Electrical Resistance (Watts)	Price Standard White Cat. C0 (€)	Price Category C1/C2 (€)	Price Category Cat. C3 (€)
	White	Anthracite Grey	Chrome	Edge Cap							
TRO28EW#05250424	U1	V1	Z1	T6	ZRF007	42,4	52,5	300 w			
TRO28EW#05250820	U2	V2	Z2	T8	ZRF007	82,0	52,5	600 w			
TRO28EW#05251282	U3	V3	Z3	T9	ZRF007	128,2	52,5	900 w			
TRO28EW#05251810	U4	V4	Z4	T0	ZRF007	181,0	52,5	1200 w			

* The DESIGN EDGE CAP is produced in painted metal in the same Colour/Finish as the towel rail and it does not expose the heating element connection cable, this end piece is supplied upon request with an additional charge of