

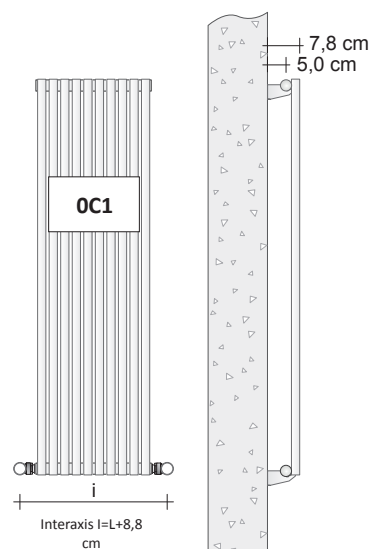
CV14 - CV14D VERTICAL SINGLE AND DOUBLE HYDRAULIC

Hydraulic radiator made of carbon steel



SINGLE COLUMN VERSION (Connectors OC1)

Supplied unless otherwise specified in the order.



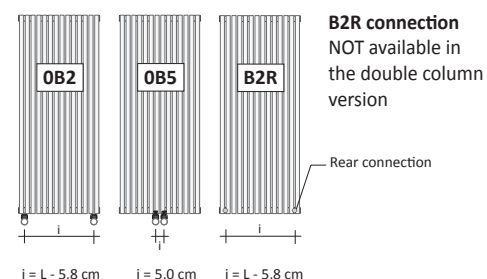
(code ST) STANDARD
WALL support

CONNECTORS The heated towel rails are supplied as standard with connectors "OC1"

If different connectors are required, strictly indicate this in the order. **IMPORTANT:** the connectors for radiators connected to the same system must all have the same configuration, otherwise operating problems may occur. In the OB2 configuration, two chrome plugs with a diameter of 1/8" are present at the head of the collectors.

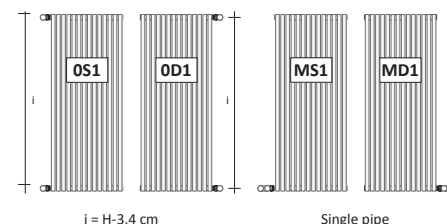
Special connectors

Provided upon request WITH an additional charge of




Connectors on request

available upon request AT NO additional charge.

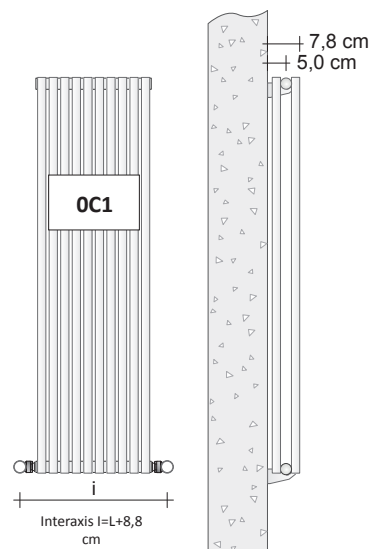


Custom-made connectors

Available upon request WITH an additional charge of




DOUBLE COLUMN VERSION (Connectors OC1)



(code ST) STANDARD
WALL support

Standard convertible valves and GVR - (color)

For more information on the choice of valves, see p. 314

	Code	Description	Finishes	*Price (€)
	Z1TLNR#ANR12...	Paired Valve + Lockshield - Copper angle 1/2" and/or Multi-layer 1/2"	Standard White	
	2 x Z1RAC#R12CRO	Paired 12 mm copper pipe unions	Glossy Chrome	
	ZRCF2#...CRO	Hole-covering washer kit for Radiators	Glossy Chrome	
	GVR#...	Assembly for VALVE with THERMOSTATIC OPTION for B2R connection (only for single column version)	Coloured*	

* Coloured Finishes: See TUBES colour chart categories C0, C1, C2 and C3.

SIZES AVAILABLE TO ORDER: All the sizes in INTERMEDIATE HEIGHT every 10 cm starting from 40 cm up to 280 cm are AVAILABLE TO ORDER and the price is calculated upon request. **MAX NUMBER OF ELEMENTS 116**

CV 14 Vertical SINGLE

Height (cm)		60		70		80		120		150		160		180		200		220	
No of El.	L (cm)	Watt ΔT. 50°C	Price (€)	Watt ΔT. 50°C	Price (€)	Watt ΔT. 50°C	Price (€)	Watt ΔT. 50°C	Price (€)	Watt ΔT. 50°C	Price (€)	Watt ΔT. 50°C	Price (€)	Watt ΔT. 50°C	Price (€)	Watt ΔT. 50°C	Price (€)	Watt ΔT. 50°C	Price (€)
6	15,4	115		133		151		220		270		287		320		353		384	
8	20,2	153		177		201		293		360		382		426		471		512	
10	25,0	191		221		251		366		450		478		533		589		640	
12	29,8	229		265		301		439		540		574		640		707		768	
14	34,6	267		309		351		512		630		669		746		825		896	
16	39,4	306		354		402		586		720		765		853		942		1024	
18	44,2	344		398		452		659		810		860		959		1060		1152	
20	49,0	382		442		502		732		900		956		1066		1178		1280	
22	53,8	420		486		552		805		990		1052		1173		1296		1408	
24	58,6	458		530		602		878		1080		1147		1279		1414		1536	
26	63,4	497		575		653		952		1170		1243		1386		1531		1664	
28	68,2	535		619		703		1025		1260		1338		1492		1649		1792	
30	73,0	573		663		753		1098		1350		1434		1599		1767		1920	
32	77,8	611		707		803		1171		1440		1530		1706		1885		2048	
34	82,6	649		751		853		1244		1530		1625		1812		2003		2176	
36	87,4	688		796		904		1318		1620		1721		1919		2120		2304	
38	92,2	726		840		954		1391		1710		1816		2025		2238		2432	
40	97,0	764		884		1004		1464		1800		1912		2132		2356		2560	
42	101,8	802		928		1054		1537		1890		2008		2239		2474		2688	
44	106,6	840		972		1104		1610		1980		2103		2345		2592		2816	
Coefficient «n» Watt ΔT 30°C x Elem.		1,273	9,90	1,272	11,50	1,272	13,00	1,269	19,10	1,268	23,50	1,267	24,90	1,266	27,80	1,269	30,60	1,264	33,50

CV 14D Vertical DOUBLE

Height (cm)		60		70		80		120		150		160		180		200		220	
No of El.	L (cm)	Watt ΔT. 50°C	Price (€)	Watt ΔT. 50°C	Price (€)	Watt ΔT. 50°C	Price (€)	Watt ΔT. 50°C	Price (€)	Watt ΔT. 50°C	Price (€)	Watt ΔT. 50°C	Price (€)	Watt ΔT. 50°C	Price (€)	Watt ΔT. 50°C	Price (€)	Watt ΔT. 50°C	Price (€)
6	15,4	173		199		224		318		382		402		440		496		536	
8	20,2	230		265		298		424		509		536		587		661		715	
10	25,0	288		331		373		530		636		670		734		826		894	
12	29,8	346		397		448		636		763		804		881		991		1073	
14	34,6	403		463		522		742		890		938		1028		1156		1252	
16	39,4	461		530		597		848		1018		1072		1174		1322		1430	
18	44,2	518		596		671		954		1145		1206		1321		1487		1609	
20	49,0	576		662		746		1060		1272		1340		1468		1652		1788	
22	53,8	634		728		821		1166		1399		1474		1615		1817		1967	
24	58,6	691		794		895		1272		1526		1608		1762		1982		2146	
26	63,4	749		861		970		1378		1654		1742		1908		2148		2324	
28	68,2	806		927		1044		1484		1781		1876		2055		2313		2503	
30	73,0	864		993		1119		1590		1908		2010		2202		2478		2682	
32	77,8	922		1059		1194		1696		2035		2144		2349		2643		2861	
34	82,6	979		1125		1268		1802		2162		2278		2496		2808		3040	
36	87,4	1037		1192		1343		1908		2290		2412		2642		2974		3218	
38	92,2	1094		1258		1417		2014		2417		2546		2789		3139		3397	
40	97,0	1152		1324		1492		2120		2544		2680		2936		3304		3576	
42	101,8	1210		1390		1567		2226		2671		2814		3083		3469			
44	106,6	1267		1456		1641		2332		2798		2948		3230		3634			
Coefficient «n» Watt ΔT 30°C x Elem.		1,332	14,50	1,329	16,50	1,326	18,90	1,314	27,00	1,305	32,60	1,302	34,40	1,326	37,20	1,342	41,40	1,335	45,00

For correction factors other than ΔT50°C/ΔT30°C consult pages from 339 to 346.

ADDITIONAL COLOUR CHARGES (See the official TUBES colour chart)

The additional colour charges are calculated based on Standard White (Cat.CO), the additional charges here below are applied to the other categories:

- Category C1/C2 +10% - Category C3 +20% - RAL not included in the chart +30%. As per Sample: request feasibility and quote.

CO14 - CO14D HORIZONTAL SINGLE AND DOUBLE HYDRAULIC

Hydraulic radiator made of carbon steel



HW



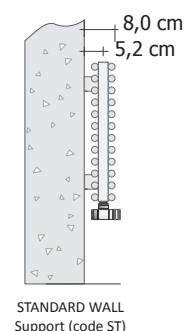
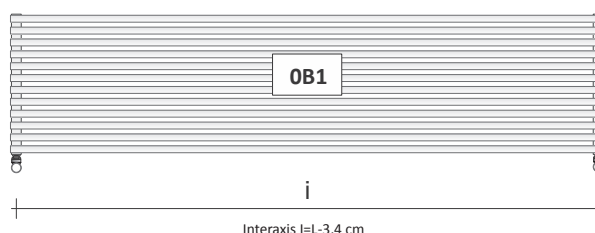
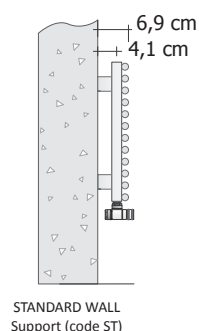
SINGLE COLUMN VERSION
(Connectors 0B1)

Supplied unless otherwise specified in the order.



DOUBLE COLUMN VERSION
(Connectors 0B1)

Supplied unless otherwise specified in the order.



CONNECTORS The radiators are supplied as standard with 0B1 connections

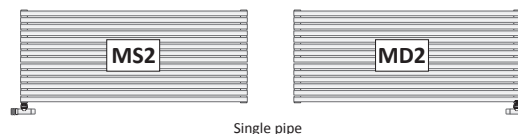
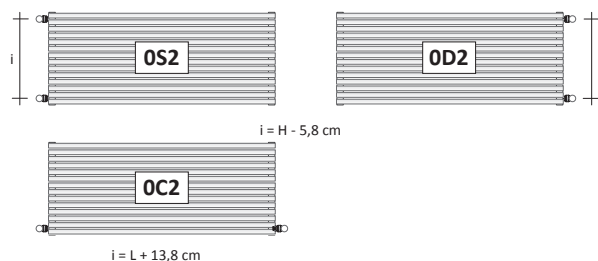
If different connectors are required, strictly indicate this in the order. **IMPORTANT:** the connectors for heated towel rails and radiators connected to the same system must all have the same configuration, otherwise operating problems may occur.

Special connectors

Provided upon request **WITH** an additional charge of

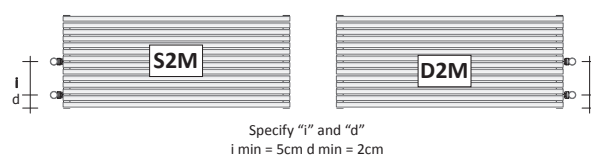
Connectors on request

Available upon request **AT NO** additional charge.



Custom-made connectors

Available upon request **WITH** an additional charge of



ADDITIONAL COLOUR CHARGES (See the official TUBES colour chart)

The additional colour charges are calculated based on Standard White (Cat.C0), the additional charges here below are applied to the other categories:

- Category C1/C2 +10% - Category C3 +20% - RAL not included in the chart +30%. As per Sample: request feasibility and quote.

SIZES AVAILABLE TO ORDER:All the sizes in INTERMEDIATE WIDTH every 10 cm starting from 40 cm up to 280 cm are AVAILABLE TO ORDER and the price is calculated upon request.**MAX NUMBER OF ELEMENTS 116**

CO 14 Horizontal SINGLE

Width (cm)		40		50		60		70		80		100		110		120		150	
No of El.	H (cm)	Watt $\Delta T. 50^{\circ}C$	Price (€)	Watt $\Delta T. 50^{\circ}C$	Price (€)	Watt $\Delta T. 50^{\circ}C$	Price (€)	Watt $\Delta T. 50^{\circ}C$	Price (€)	Watt $\Delta T. 50^{\circ}C$	Price (€)	Watt $\Delta T. 50^{\circ}C$	Price (€)	Watt $\Delta T. 50^{\circ}C$	Price (€)	Watt $\Delta T. 50^{\circ}C$	Price (€)	Watt $\Delta T. 50^{\circ}C$	Price (€)
6	15,4	76		97		114		133		152		190		210		228		285	
8	20,2	103		129		155		178		205		258		280		308		380	
10	25,0	131		161		197		222		260		329		350		390		475	
12	29,8	159		199		238		278		317		397		437		476		595	
14	34,6	188		235		281		328		375		470		516		563		704	
16	39,4	217		271		322		380		434		543		597		643		804	
18	44,2	246		305		368		430		488		615		672		736		920	
20	49,0	273		342		409		478		547		684		753		818		1022	
22	53,8	302		376		450		528		602		755		828		899		1124	
24	58,6	329		411		491		576		657		824		903		981		1226	
26	63,4	356		445		531		623		712		891		979		1063		1329	
28	68,2	384		455		572		671		728		960		1001		1145		1431	
30	73,0	409		512		614		716		819		1025		1126		1230		1538	
32	77,8	436		546		655		763		873		1092		1201		1312		1641	
34	82,6	462		577		696		808		921		1156		1267		1394		1743	
36	87,4	487		611		737		853		976		1221		1342		1476		1846	
38	92,2	512		641		769		897		1024		1283		1408		1540		1925	
40	97,0	538		675		808		942		1078		1347		1483		1617		2021	
42	101,8	563		704		848		985		1124		1410		1546		1698		2123	
44	106,6	588		737		844		1029		1178		1472		1619		1691		2114	
Watt $\Delta T. 30^{\circ}C \times$ Elem.		6,00		8,00		9,50		11,20		12,70		16,00		17,50		19,20		24,00	


CO 14D Horizontal DOUBLE

Width (cm)		40		50		60		70		80		100		110		120		150	
No of El.	H (cm)	Watt $\Delta T. 50^{\circ}C$	Price (€)	Watt $\Delta T. 50^{\circ}C$	Price (€)	Watt $\Delta T. 50^{\circ}C$	Price (€)	Watt $\Delta T. 50^{\circ}C$	Price (€)	Watt $\Delta T. 50^{\circ}C$	Price (€)	Watt $\Delta T. 50^{\circ}C$	Price (€)	Watt $\Delta T. 50^{\circ}C$	Price (€)	Watt $\Delta T. 50^{\circ}C$	Price (€)	Watt $\Delta T. 50^{\circ}C$	Price (€)
6	15,4	143		178		213		249		285		356		392		428		534	
8	20,2	190		238		285		332		381		475		522		571		713	
10	25,0	235		294		353		412		471		589		648		706		883	
12	29,8	280		350		418		489		559		700		769		837		1047	
14	34,6	324		404		485		567		646		810		889		969		1212	
16	39,4	367		458		554		642		733		918		1008		1108		1386	
18	44,2	409		515		613		716		824		1024		1134		1227		1534	
20	49,0	452		564		682		790		902		1130		1241		1363		1705	
22	53,8	492		615		739		861		985		1231		1354		1477		1847	
24	58,6	533		667		799		934		1067		1335		1468		1599		1999	
26	63,4	573		716		859		1003		1146		1434		1577		1718		2149	
28	68,2	612		765		918		1070		1224		1530		1684		1836		2296	
30	73,0	650		813		975		1138		1301		1627		1789		1950		2439	
32	77,8	688		860		1032		1204		1376		1721		1893		2064		2581	
34	82,6	725		906		1088		1268		1450		1814		1994		2176		2722	
36	87,4	762		952		1142		1333		1523		1906		2095		2285		2857	
38	92,2	797		997		1196		1396		1595		1995		2194		2391		2991	
40	97,0	832		1040		1249		1457		1664		2083		2289		2498		3124	
42	101,8	866		1083		1301		1516		1734		2168		2384		2601		3253	
44	106,6	900		1125		1350		1576		1800		2253		2476		2700		3377	
Watt $\Delta T. 30^{\circ}C \times$ Elem.		9,00		11,20		13,50		15,70		18,00		22,50		28,50		31,10		38,90	

For correction factors other than $\Delta T 50^{\circ}C / \Delta T 30^{\circ}C$ consult pages from 339 to 346.

Standard convertible valves

For more information on the choice of valves, see p. 314

	Code	Description	Finishes	*Price (€)
	Z1TLNR#ANR12...	Paired Valve + Lockshield - Copper angle 1/2" and/or Multi-layer 1/2"	Standard White	
	2 x Z1RAC#R12CRO	Paired 12 mm copper pipe unions	Glossy Chrome	
	ZRCF2#...CRO	Hole-covering washer kit for Radiators	Glossy Chrome	

* Coloured Finishes: see TUBES colour chart categories C0, C1, C2 and C3. In the coloured version, the GRGR finish is NOT available